


## PRECISION PUMP SETTING GAUGE



### APPLICATIONS:

Kenco AccuRate® Pump Setting Gauges utilize precision scientific glass to provide the most accurate reading possible for calibrating the flow rate of a chemical metering pump. They are also used to periodically monitor the performance and accuracy of a chemical injection system. The AccuRate® gauge can also be used as the primary containment reservoir of a liquid that will be pumped into a chemical injection system.



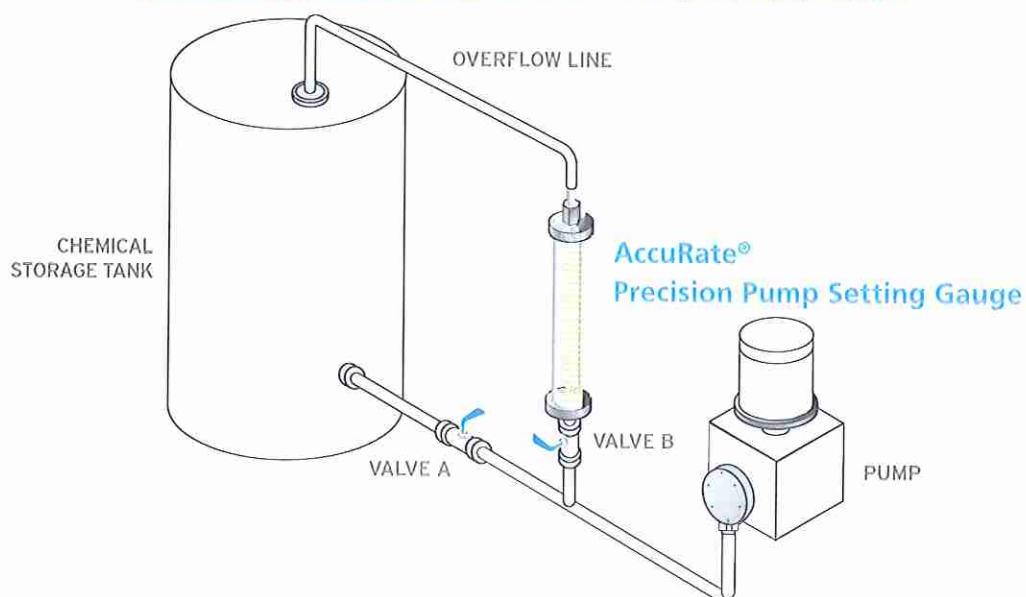
### THE ONE-MINUTE TEST:

To check the pumping rate of a chemical pump, isolate the chemical in the storage tank from the AccuRate® gauge. The decal on the gauge glass has (2) individual calibrated scales. The scale on the left side is a volume scale in milliliters; in a one-minute test, the scale will read the pump rate in milliliters. The scale on the right side will depend on what type of flow rate is required; i.e. U.S. Gallons by Volume (USG), Gallons Per Day (GPD), Gallons Per Hour (GPH), Liters Per Day (LPD), or Liters Per Hour (LPH). Keep the isolation valve closed and observe the number of marks the liquid level passes in one minute. This will give you the actual chemical pump rate. If the rate is not the one desired, make an adjustment to the chemical pump feed rate and conduct as many one-minute tests as is necessary to set the chemical pump rate to the rate desired.

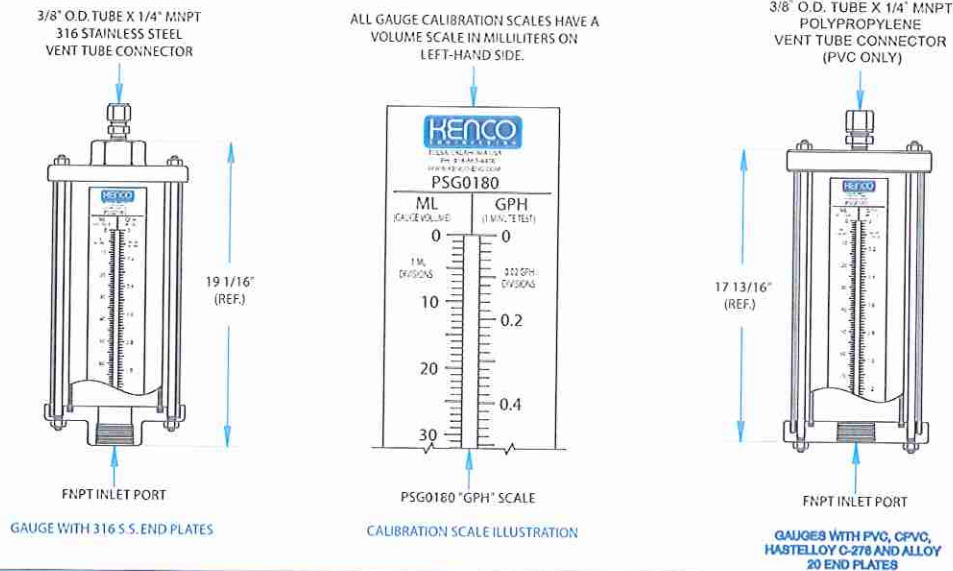
### GAUGE FEATURES:

1. Precision borosilicate glass sight tube delivers precision rate calibration from 0.05% to 0.2%. AccuRate® Pump Setting Gauges will calibrate pump rates up to 1095 Gallons Per Day (GPD) or 4,140 Liters Per Day (LPD).
2. Clear polycarbonate shield for high impact resistance is standard
3. Five (5) scale options are available: U.S. Gallons By Volume (USG), Gallons Per Day (GPD), Gallons Per Hour (GPH), Liters Per Day (LPD), and Liters Per Hour (LPH) - Standard volumetric scale in ML on all units.
4. Tubing connector on top of gauge is only supplied on units with 316 S.S. and PVC end plates.
5. Standard end plate materials are 316 S.S., PVC, CPVC, Hastelloy C-276 and Alloy 20. Other materials are available upon request.
6. Drain holes in lower end plate eliminate condensation.
7. Redline tape can be applied to the glass tube for better visibility of clear liquids. The redline tape will magnify visibility in the portion of the glass tube that contains liquid.

### Common application for AccuRate® Pump Setting Gauge



# AccuRate® PUMP SETTING GAUGE SPECIFICATIONS



## AccuRate® PUMP SETTING GAUGE SPECIFICATIONS

GAUGE MODEL NUMBER	END PLATE MATERIAL	GAUGE VOLUME		MAXIMUM PUMPING RATE (BASED ON A 1 MINUTE TEST)				INLET PORT SIZE	OVERALL GAUGE LENGTH	END PLATE O.D.
		ML	USG	GPH	GPD	LPH	LPD			
PSG0100	S	100	0.0264	1.58	38	6	144	1/2"	12-7/8"	2-7/8"
	P / CP / HC / A20								11-5/8"	3"
PSG0180	S	180	0.0476	2.84	68.5	10.8	258	1/2"	19-1/16"	2-7/8"
	P / CP / HC / A20								17-13/16"	3"
PSG0404	S	404	0.107	6.4	154	24.3	580	3/4"	19-1/16"	3-3/8"
	P / CP / HC / A20								17-13/16"	3-1/2"
PSG0720	S	720	0.19	11.4	274	43.2	1035	1"	19-1/16"	3-7/8"
	P / CP / HC / A20								17-13/16"	4"
PSG1620	S	1620	0.428	25.6	615	97	2330	1"	19-1/16"	4-7/8"
	P / CP / HC / A20								17-13/16"	5"
PSG2880	S	2880	0.76	45.6	1095	172	4140	1"	19-1/16"	5-7/8"
	P / CP / HC / A20								17-13/16"	6"

• To Order a Gauge with Redline Sight Tube Option, add suffix -RL to the End of the Gauge Model Number.

## ORDERING SYSTEM

### AccuRate® Pump Setting Gauge

REQUESTED BY: \_\_\_\_\_ COMPANY: \_\_\_\_\_  
 ADDRESS: \_\_\_\_\_ CITY: \_\_\_\_\_ STATE: \_\_\_\_\_ ZIP: \_\_\_\_\_  
 PHONE: \_\_\_\_\_ FAX: \_\_\_\_\_ EMAIL: \_\_\_\_\_

—  —  —

#### Gauge Model Number

PSG0100  
 PSG0180  
 PSG0404  
 PSG0720  
 PSG1620  
 PSG2880

#### \* End Plate Material

S = 316 Stainless Steel  
 P = PVC  
 CP = CPVC  
 HC = Hastelloy C-276  
 A20 = Alloy 20  
 Other (Please specify above)

#### Gasket Material

A = Aflas  
 B = Buna-N  
 E = Ethylene Propylene  
 V = Fluorocarbon  
 T = PTFE Envelope w/  
 Neoprene Filler  
 Other (please specify above)

#### Calibration Scale

USG = U.S. Gallons by Volume  
 GPH = Gallons Per Hour  
 GPD = Gallons Per Day  
 LPH = Liters Per Hour  
 LPD = Liters Per Day

- Example Order Number: PSG0180-S-V-GPH
- Please contact Kenco to request a quote for options not covered by gauge specifications shown above.
- For a Redline glass strip, add - RL to end of part number.
- \* Gauges constructed with end plate material options CP, HC and A20 supplied without tube connector fitting.