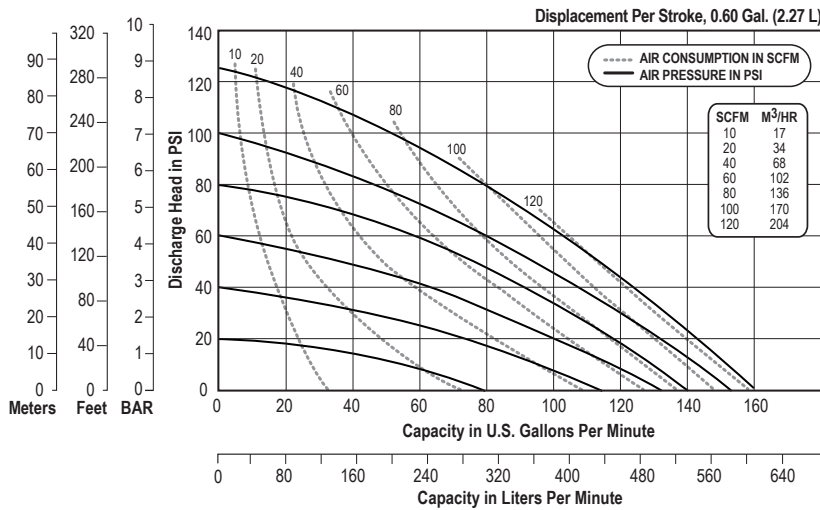


# E2 DATA SHEET

## SPECIFICATIONS & PERFORMANCE

# 2" Elima-Matic Bolted Aluminum – ATEX with Metal Center Section

### PERFORMANCE



NOTE: Performance based on the following: elastomeric fitted pump, flooded suction, water at ambient conditions. The use of other materials and varying hydraulic conditions may result in deviations in excess of 5%.

### SPECIFICATIONS

#### Flow Rate

Adjustable to . . . 0-163 gpm (617 lpm)

#### Port Size

Suction . . . . . 2" NPT

Discharge . . . . . 2" NPT

Air Inlet . . . . . 1/2" NPT

Air Exhaust . . . . . 1" NPT

#### Suction Lift

Dry . . . . . 18' (5.5 m)

Wet . . . . . 32' (9.8 m)

#### Max Solid Size (Diameter)


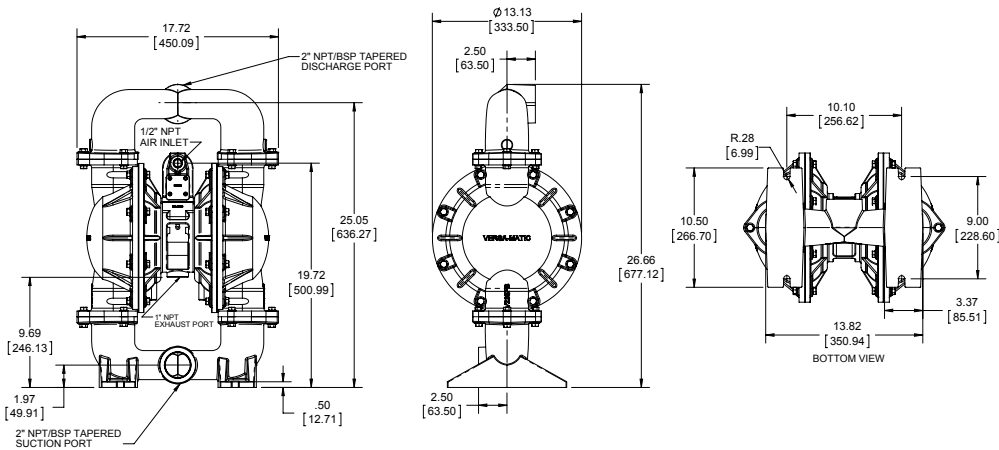
. . . . . 7/16" (11.1 mm)

Max Noise Level . . . . . 92 dB(A)

#### Shipping Weights

Aluminum . . . . . 81 lbs (36.7 kg)

### DIMENSIONS



# VERSAMATIC®

Warren Rupp, Inc. | A Unit of IDEX Corporation  
800 North Main Street | Mansfield, OH 44902 USA  
Phone: 419.526.7296 | Fax: 419.526.7289

[VERSAMATIC.COM](http://VERSAMATIC.COM)

e2mdlCdsATEXAB-rev0519

©Copyright 2019 Warren Rupp, Inc. All Rights Reserved.