

KEFS ELECTRIC FLOAT SWITCH

OVERVIEW

The Model KEFS uses a float to determine the presence or absence of liquid in a vessel at the process connection. The float arm assembly consists of a float at one end and a magnet at the other. As the liquid level in the vessel rises, the float rises, and the magnet falls. The magnet actuates a second magnet on the other side of the pressure boundary. This second magnet causes the switch to change state.

The pressure boundary contains no seals; it is a solid stainless steel barrier that passes a magnetic field, but no liquids. It is impossible for the process liquid to enter the switch enclosure through this barrier.

The electrical contacts consist of a microswitch that can be either a Single-pole, Double-throw (SPDT) or Double-pole, Double-throw (DPDT) Configuration. The SPDT Switch is available with either a 5 Amp or 8 Amp current load. The DPDT switch option is only available with a 4 Amp Vac or 5 Amp Vdc current load.



SPECIFICATIONS


- Maximum operating pressure of 2000 psig.
- Minimum operating specific gravity of 0.53.
- Operating temperature range of -67° F to 257° F; High temperature option -15° F to 400° F
- Available with 5A SPDT, 8A SPDT and 4A DPDT (*See switch specifications for full switch ratings).
- Printed circuit board mounted switches and terminal block means wiring electrical connections is easy. No wire splicing is required.
- All wetted parts including switch body are manufactured from 303 Stainless Steel. 316 Stainless Steel wetted parts option available.
- Magnetic Switch actuator operates through a solid steel barrier. There are no seals between the process and the switch compartment that could potentially cause a switch failure.

FEATURES



Terminal Block

Terminal block simplifies wiring installation. No butt connectors or wire splicing required.



Stainless Steel Body

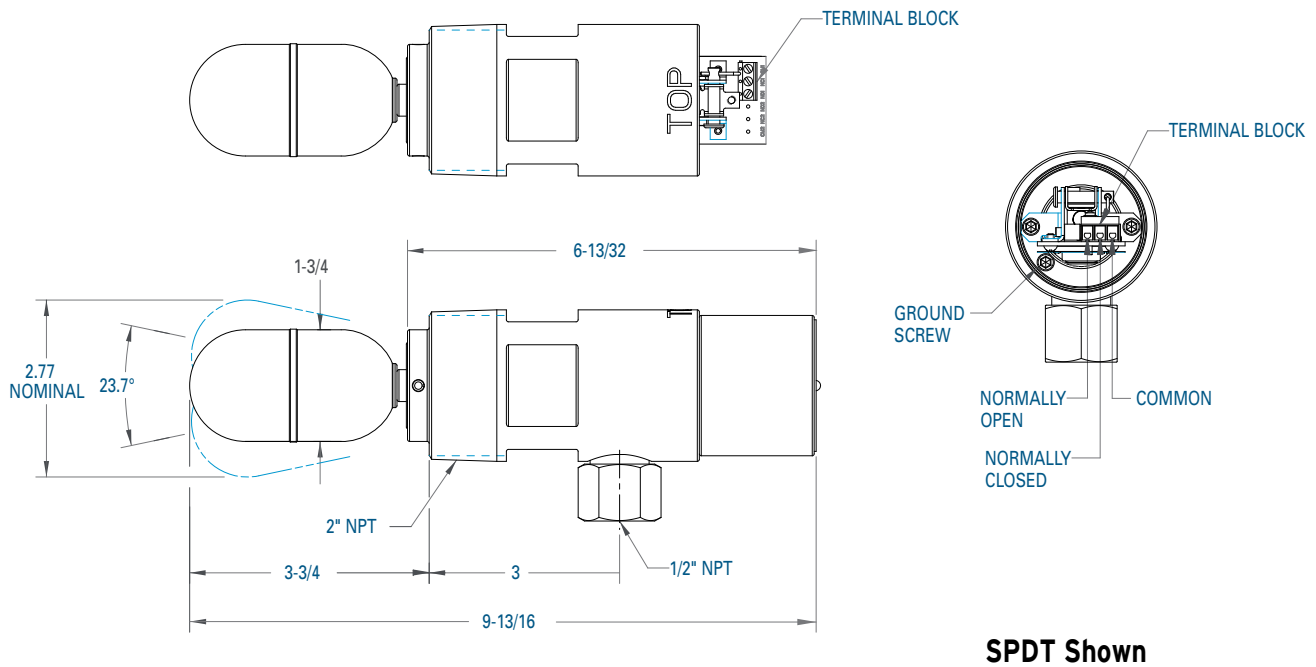
All wetted parts including the switch body are machined from stainless steel.



Debris Guard

Factory installed debris guard supplied at no additional charge on all units.

MODEL KEFS

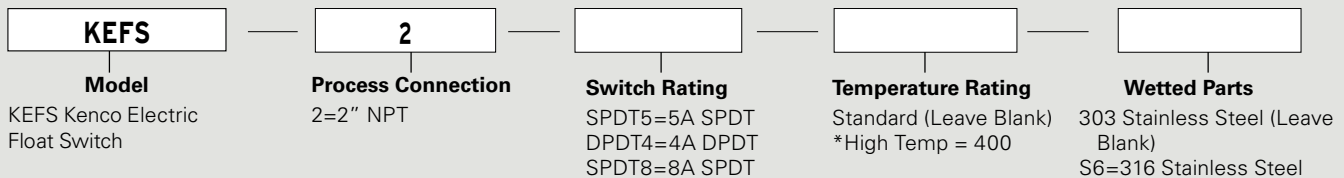


Description		Specification
Specific Gravity		≥ 0.53
Wetted Parts	Standard	303/304 Stainless Steel
	Optional	316 Stainless Steel
Process Connection Size	Standard	2" NPT
Temperature Range	Standard	-67°F to 257°F (-55°C to 125°C)
	Optional	*High Temperature -15°F - 400°F (-26°C - 204°C)
Process Pressure Range		Vacuum to 2000 psig
Switch Types & Ratings	Standard	SPDT; 5A @ 250Vac; 5A @ 30Vdc resistive
	Optional	SPDT; 8A @ 250Vac; 12A @ 125Vac resistive
	Optional	DPDT; 4A @ 250Vac; 5A @ 30Vdc resistive
Housing Rating (CSA Certified)		Division 1; Class I; Groups C & D Class II; Groups E, G Class III; Type 4X/7/9;
Conduit Connection		1/2" NPT

* Note: High Temperature option not CSA Certified

ORDERING SYSTEM

Kenco Electric Float Switch



*High Temperature option only available with 5A SPDT Switch Rating

• Example Order Number: KEFS-2-SPDT5

Represented by:

Kenco Sales Offices:

10001 E 54th St.
Tulsa, Oklahoma 74146
phone 918.663.4406
fax 918.663.4480
www.kenco-eng.com
email: info@kenco-eng.com

Baton Rouge Office
11616 Industriplex, Suite 7
Baton Rouge, LA 70809
phone 225.755.1912
fax 225.755.1913
www.kenco-eng.com
email: kenco-la@kenco-eng.com

82721

6-03-2019

